



Joint Replacement and Reconstruction Discharge Summary

Patient Name: Mrs. AGARWAL REKHA
Date Of Birth: 07/06/1956
Visit Code: IP0001
DOA: 15/04/2025

MRD#: 1443753
Sex: Female

DOD: 19/04/2025

Room/Bed No.: SS12D-4253
Consultant: Dr. WAKANKAR HEMANT
Reference: Dr. KUDALKAR HARSHADA
Diagnosis: Osteoarthritis of both knees.

Clinical course and Event:

C/O: Pain in both knees, difficulty in walking, climbing stairs.

K/C/O: Hypertension

O/E: Vitals - Normal, RS - Clear, CVS - NAD, P/A - Soft.

L/E: No Effusion, No PFT, MJLT ++, ROM R 10° - 110° L - 0° - 120°, Hips - Normal, No DNVC.

ASA Grade:

2

Pre op Hb: 12.2

Pre op PCV: 36.8

Pre op Sr Creat: 0.6

Pre op HbA1C: 5.6

Pre op EF: 60%

Post op Hb: 10.5

Post op PCV: 32

Post op Sr Creat: 0.77

Advice on Discharge:

1. T. ALTRADAY 1-0-0 x 15 days.
2. T. ULTRACET 0-0-1 x 7 days and then SOS 10
3. T. XARELTO 10 mg 0-0-1 x 14 days. - 14
4. T. RESNER PLUS 0-0-1 x 1 month 30
5. T. TRICIUM ACTIVE 1-0-0 x 2 months. - 60
6. T. ECOSPIRIN 75 0-0-1 x 3 months (To be started only after course of T. XARELTO is over) -

Following medicines to be continued as per Physician's advice
Home blood pressure monitoring

1. Tab. Stamlo 2.5 mg 1-0-0 if blood pressure > 140/90 mm Hg. - 15

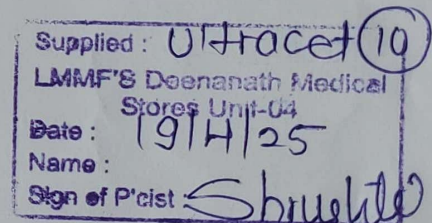

	KNEE ROM ON DISCHARGE	
RT	0	90
LT	0	90

MRD No: 1443753

Name: Mrs. AGARWAL REKHA

1/3

Tab Livogen 0 — 1 x 1 mth



Staple Removal on: 29/04/2025

Physiotherapy for 1 month after discharge:

Next follow up at Deenanath Mangeshkar Hospital, Pune after 3 months

With: Dr. Hemant Wakankar

OPD Time: Mon and Wed 3 pm to 5 pm

By prior Appointment only. For appointment call 020-40151100 between 9 AM - 6 PM.

For emergency contact : Dept. On-Call no: 9850285871.

Home Care- for staple removal- 020-40151087.

In case of emergency please come to DMH ER 1 (Emergency Room). It is open 24 hours a day.
Phone no.: 020-4015-1027 / 1065.

OPERATIVE NOTE

Pre-operative Antibiotics:

Inj. SUPACEF 1.5gm IV

Operative Procedure: Bilateral Total Knee Replacement

Date of Surgery: 16/4/25 Type of Anaesthesia: SA+LA Anaesthetist: Dr. Shivde Bhagyashree

Prosthesis Used - Persona, Zimmer, USA

Size	-	Right	Left
Femur		5	5
Tibia		D	D
Poly		10mm MC	10mm MC
Patella		-	-

Post Operative Course:

Post operative pain controlled with local infiltration.

Inj. Supacef 750 mg IV X 2 doses.

All physiotherapy goals achieved.

General advice after discharge:

List of Emergencies:

Fever, swelling, bleeding, redness, calf swelling, tightness, pain. Please come to hospital for urgent medical attention.

1. Not to wet the wound after surgery till sutures are removed.

2. Routine physiotherapy as per advice.

3. Start walking outdoor by 3 weeks.

4. Driving can be started after 6 weeks.

5. Do not start antibiotics on suspicion of infection without consulting the operating surgeon. Report to Deenanath Mangeshkar Hospital Joint Replacement Department.

6. Review with Dr. Hemant Wakankar after 3 months with prior appointment.

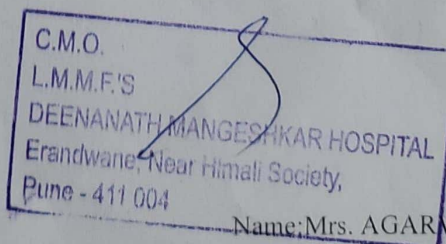
7. Zuprinor Skin patch applied on 16/04/2025. Do not apply heat in area of Zuprinor skin patch application. Remove patch on 23/04/2025. Remove patch early in case of excessive nausea, vomiting or giddiness.

Special needs

Physiotherapy:

For 1 month at home after surgery

MRD No: 1443753



Name: Mrs. AGARWAL REKHA

Pain Relief:

Pain killers for 2 weeks , then as and when required

Dressing:

To be changed if soaked more than 50% in fresh blood

Name of Dr: Devdutta Phatak

Date: 19/04/2025

Time: 10 am.

Investigation attached separately:

Please bring this card for Follow up:

C.M.O.
L.M.M.F'S
DEENANATH MANGESHKAR HOSPITAL
Erandwane, Near Himali Society,
Pune - 411 004